City and County of San Francisco
Edwin M. Lee
Mayor

**San Francisco Department of Public Health**
Barbara A. Garcia, MPA
Director of Health

# MEMORANDUM

**DATE:** April 1, 2015

**TO:** Dr. Edward Chow, Health Commission President, and Members of the Health Commission

**THROUGH:** Barbara A. Garcia, Director of Health

**THROUGH:** Colleen Chawla, Deputy Director of Health and Director of Policy & Planning

**FROM:** Mavis Asiedu-Frimpong, Assistant Director of Policy and Planning

**RE:** Mission Neighborhood Community Health Profile

In preparation for the Health Commission's April 7, 2015 meeting at Mission Neighborhood Centers, this memorandum provides a profile of community health in San Francisco's Mission neighborhood.

## San Francisco's Mission Neighborhood: Social Determinants of Health and the SFDPH Connection

### Executive Summary

The Mission neighborhood of San Francisco possesses a diverse and vibrant community with many advantages and also some challenges. These attributes can be analyzed through a Social Determinants of Health framework with the following elements:

- **Neighborhood/Social and Community Context:** The Mission community is relatively young compared to San Francisco county, with significant White, Latino and Asian populations. A major social issue in the Mission is violence, which the community's Roadmap to Peace initiative aims to curb.

- **Health and Healthcare:** Two of the most pressing health concerns in the Mission are chronic disease, which accounts for most of the community's burden of disease, and, due to health disparities, obesity. Women in the Mission area have rates of adverse birth outcomes (*i.e.* preterm births and low birth weight) that are below the Citywide average, indicating a link between nearby health services access and better pregnancy outcomes. In terms of the service delivery that impacts such outcomes and health concerns, San Francisco General Hospital (SFGH) serves more Mission residents than any other hospital

in San Francisco, and recent infrastructural developments at SFGH, Sutter's St. Luke's Hospital, and the University of California - San Francisco's Mission Bay campus may provide greater access to health services for Mission residents.

- **Economic Stability and Education:** Economic stability is a concern for many San Francisco residents, the Mission community included. The Department of Public Health is currently collaborating with Mayor Lee on Project 500, an initiative to aid the most vulnerable families in lifting themselves out of poverty. Finally, though the Mission neighborhood falls slightly below the Citywide average proportion of residents with a high school education or more, the community's Mission Promise Neighborhoods initiative (in which Department of Public Health staff serves as advisors) aims to tackle this issue.

To build upon the Mission's strengths and address its health challenges within the Social Determinants of Health framework, the San Francisco Department of Public Health (DPH) is committed to collaboration with the Mission community and other valuable stakeholders.

**District Map of San Francisco – the Mission Neighborhood[1]**

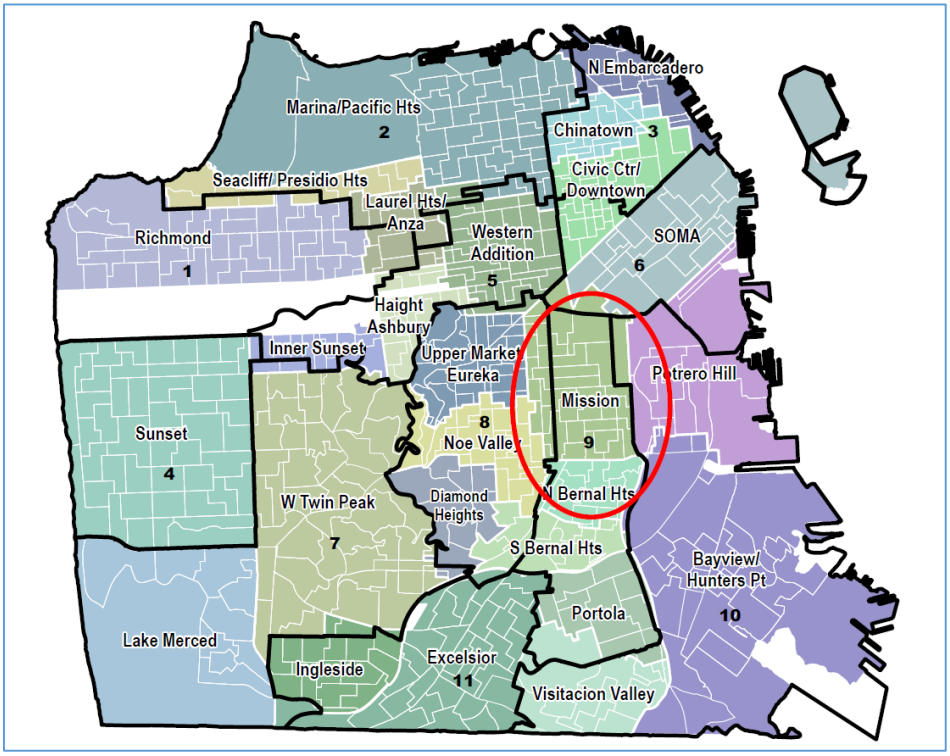


Population - ~55,000

District – 9 (Supervisor David Campos)

Zip code - 94110

Source – San Francisco Department of Elections; The San Francisco Indicator Project Neighborhood Profile data, available at http://www.sfindicatorproject.org/neighborhoods/compare.

[1] The 94110 zip code includes a larger section of San Francisco than the Mission neighborhood, but for the ease of gathering data, 94110 was used to collect relevant information. Similarly, other DPH documents used to create this report, such as the Healthcare Services Master Plan, combine data for the Mission neighborhood with that of Bernal Heights and the Excelsior area.

## Social Determinants of Health and the San Francisco Community Health Improvement Plan

The Social Determinants of Health are a framework for describing key issues affecting health outcomes and underscore the notion that there are many factors affecting the ability for people to live healthy lives. Social determinants of health are conditions in the environment in which people are born, live, learn, work, play, worship and age that affect a wide range of health, functioning, and quality-of-life outcomes and risks. Healthy People 2020, a federal campaign to promote health, focuses on several main social determinants in achieving its goal:[2]

- Neighborhood and Built Environment: crime/violence assessments, environmental conditions
- Social and Community Context: perceptions of discrimination and equity, social cohesion
- Health and Healthcare: access to health services and health literacy
- Economic Stability: assessments related to poverty, employment
- Education: graduation rates, language and literacy assessments

The San Francisco Department of Public Health embraces the aforementioned Social Determinants of Health framework, and this is reflected in the city's 2012 Community Health Improvement Plan (CHIP), which outlines specific community health goals based on rigorous assessments of health status and the factors affecting health in San Francisco. More specifically, the CHIP outlines three main priorities:[3]

- Ensure Safe and Healthy Living Environments
- Increase Healthy Eating and Physical Activity
- Increase Access to Quality Healthcare and Services

These goals, and the more specific strategies the Department will use in achieving them, guide the Department's work in fulfilling its obligation to ensure opportunities for good health in our communities. With a population of about 55,000, the Mission neighborhood possesses individuals with various health needs and challenges, and the Social Determinants of Health framework provides a useful lens for examining them.

[2] *See* Healthy People 2020 Social Determinants of Health webpage, at http://www.healthypeople.gov/2020/topics-objectives/topic/social-determinants-health.
[3] *See* San Francisco Community Health Improvement Plan, available on the SFDPH website, at https://www.sfdph.org/dph/comupg/knowlcol/chip/default.asp.

## Neighborhood + Social and Community Context
## Related CHIP goal(s) – Ensure Safe and Healthy Living Environments

**Demographic Profile – Mission community is relatively young, with significant proportions of White, Latino and Asian populations.**

In order to plan for and sustain activities to improve health within a particular community, it is important to consider neighborhood characteristics and the context in which such activities will take place. The Mission neighborhood possesses a slightly younger population compared to San Francisco, with a larger proportion of its residents under the age of 44. In terms of race, Latino, Asian and White communities make up about ninety percent of the population, and the dominant languages spoken (*i.e.* English, Spanish and Asian) reflect this.[4]

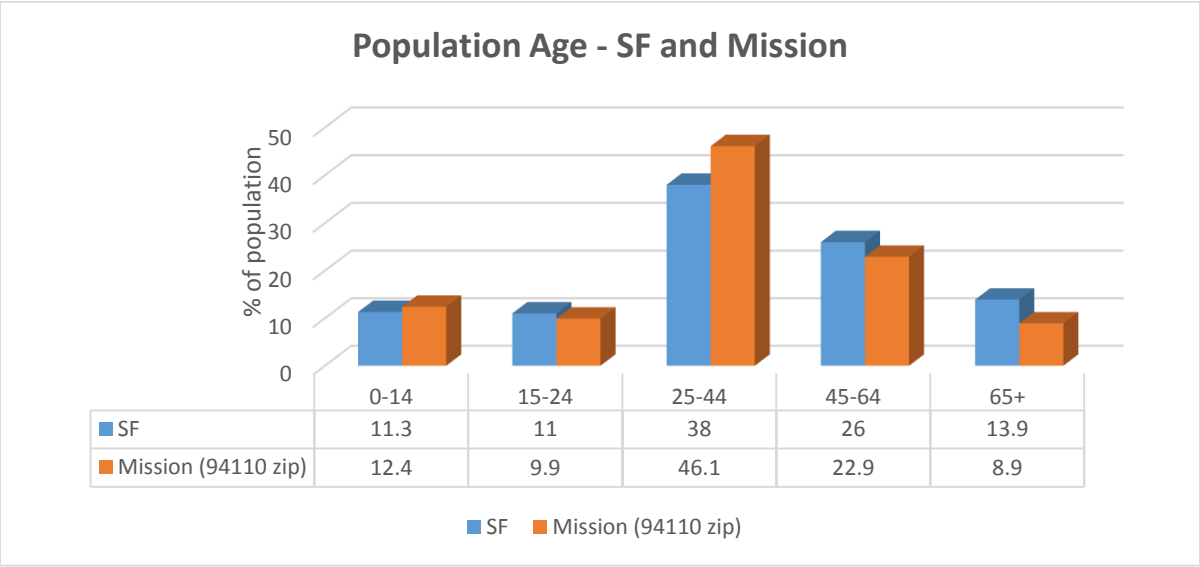


Source – American Community Survey, 2013

| Language Spoken at Home | Mission, Bernal (% of population) |
|---|---|
| English only | 53.88 |
| Spanish | 31.62 |
| Asian/PI language | 9.36 |

Source: San Francisco Health Improvement Partnership (SFHIP) 2015 data, at http://www.sfhip.org/.

[4] *See also* SFDPH Healthcare Services Master Plan 2013 – Your Neighborhood at a Glance: Bernal Heights, Mission, Excelsior, OMI. *See* chart on next page for racial profile.

**Though continuing to have a large proportion of Hispanic/Latino residents, the proportion of White residents has increased**

A comparison between the 2000 and 2010 census data shows an increasing White population and a decreasing Hispanic/Latino population.

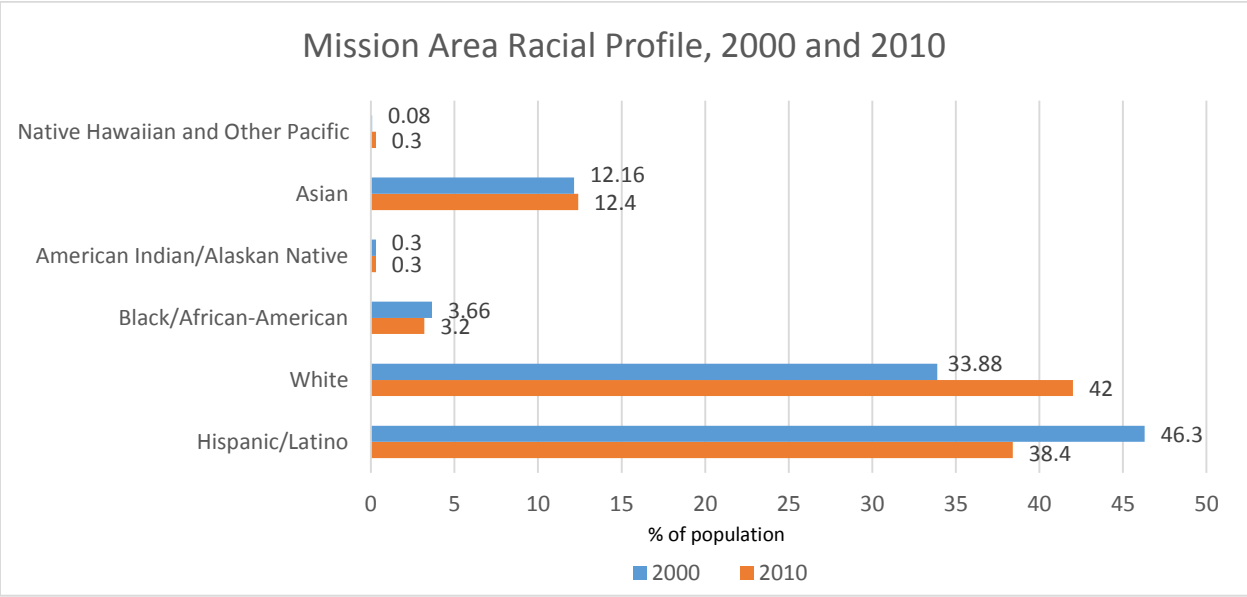


Source: 2000 and 2010 census data (94110 zip code), available at http://www.census.gov/.

**Violence and safety are important community concerns**

Two important concerns of Mission residents are violence and safety, especially at night. The Mission has higher rates of violent crime than other parts of San Francisco.[5] The Mission's Roadmap to Peace initiative,[6] for which the Department of Public Health has provided funding, aims to address this concern with targeted approaches to improving health, education, employment immigrant integration and affordable housing outcomes.

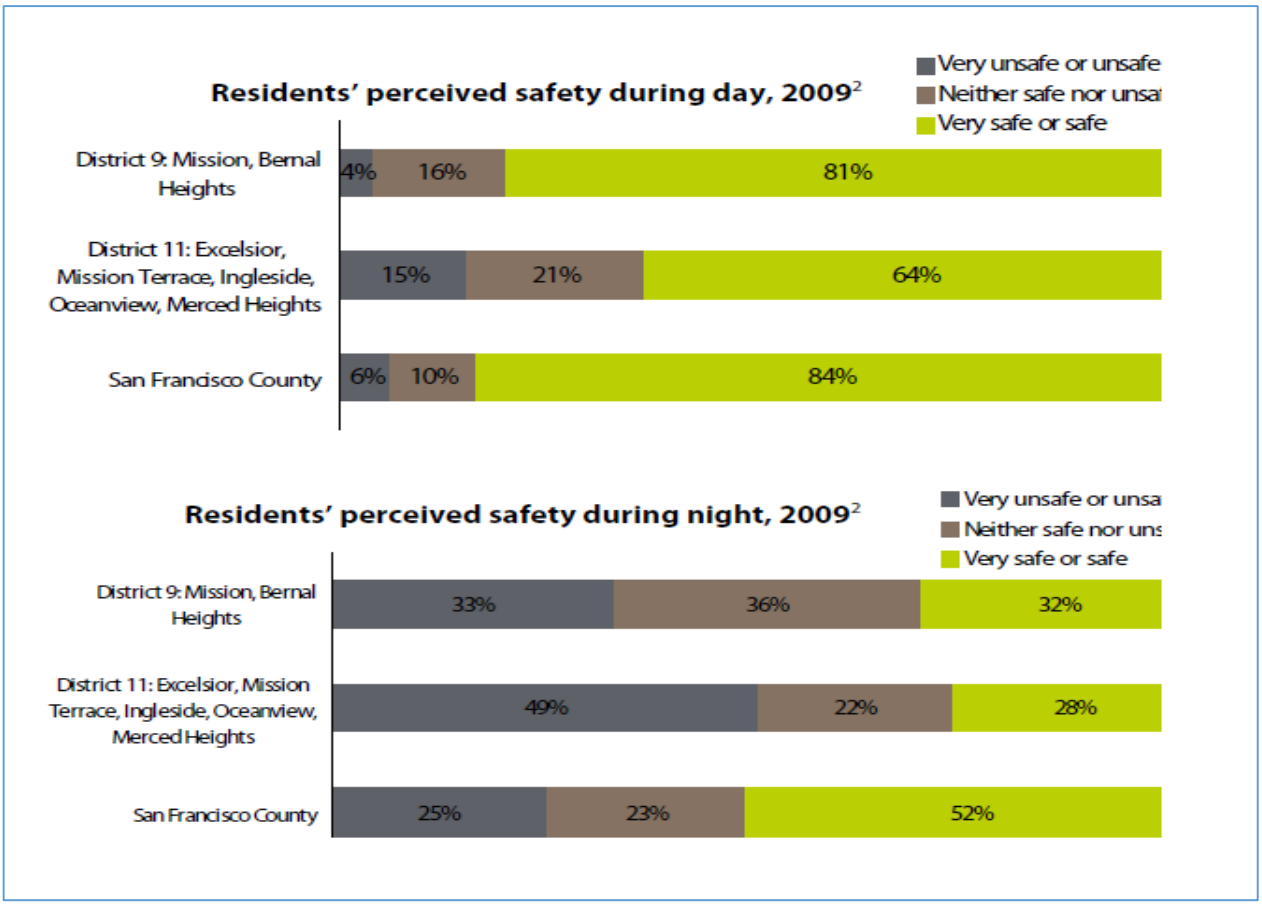


Source – SFDPH Healthcare Services Master Plan 2013 – Your Neighborhood at a Glance: Bernal Heights, Mission, Excelsior, OMI.

[5] *See* San Francisco Indicator project Neighborhood profiles data, at http://www.sfindicatorproject.org/neighborhoods/compare.
[6] *See* Caracen – Central American Resource Center website, at http://carecensf.org/programs/.

## Health and Healthcare

Related CHIP goal(s) – Increase Access to Quality Healthcare and Services; Increase Healthy Eating and Physical Activity

**Chronic disease occupies much of the Burden of Disease in the Mission, but at similar rates to the Citywide average**

Though the Department of Public Health monitors and considers other social determinants in the commission of its activities, DPH has the most direct connection to the health/healthcare social determinant. In terms of leading causes of death and hospitalizations, chronic disease (namely heart disease, diabetes, stroke and cancer) occupies much of the burden of disease at similar rates to the San Francisco average.

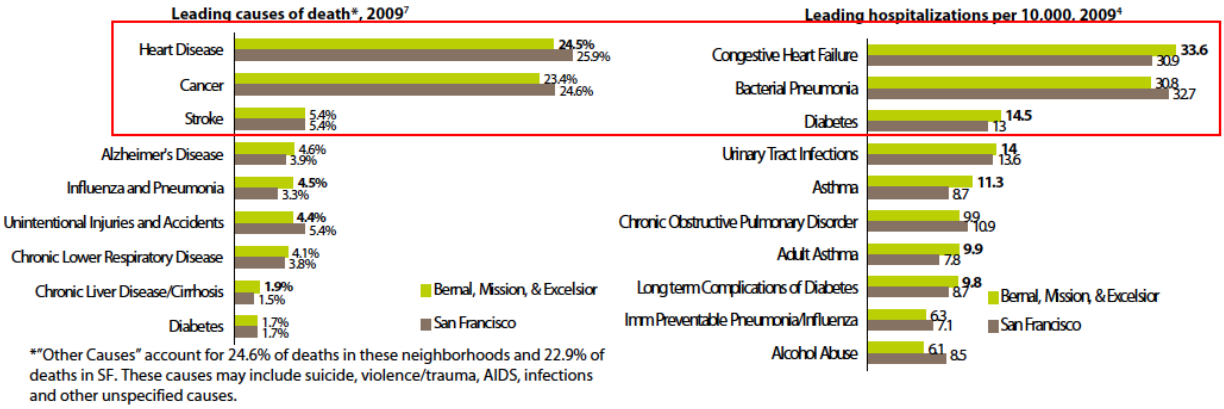


Source – SFDPH Healthcare Services Master Plan 2013 – Your Neighborhood at a Glance: Bernal Heights, Mission, Excelsior, OMI

**Due to health disparities, obesity is of particular concern and nearby medical center access makes an impact on birth outcomes in the Mission**

Obesity is a significant risk factor for chronic disease. In San Francisco, Latinos, which make up a large proportion of the Mission community, are at much greater risk for the condition than other ethnic groups. Pregnant women in the Mission have lower rates of low birth weight and preterm births than the Citywide average, and this data indicates a link between nearby health center access and positive birth outcomes, given the Mission's close proximity to two medical centers, namely San Francisco General and St. Luke's Hospital. This data confirms the need for continued DPH health services in the Mission.

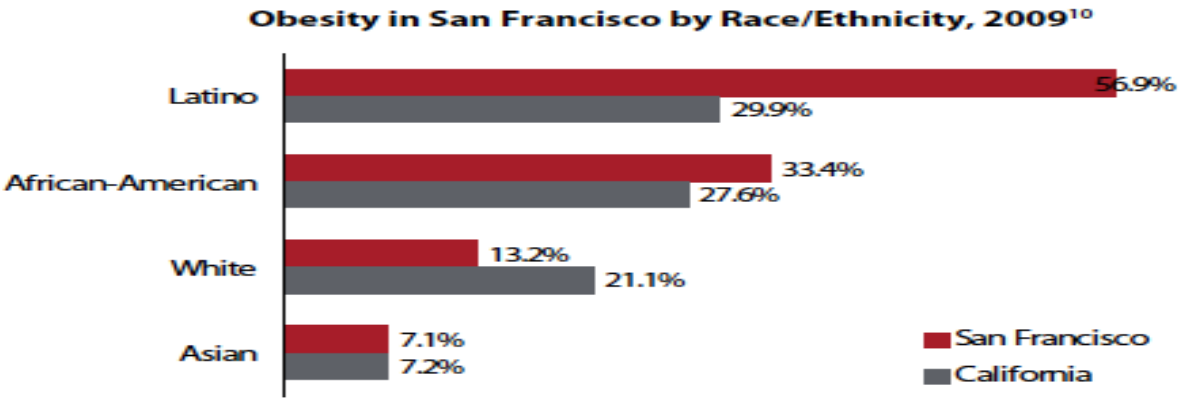


Source – SFDPH Healthcare Services Master Plan 2013 – Your Neighborhood at a Glance: Bernal Heights, Mission, Excelsior, OMI

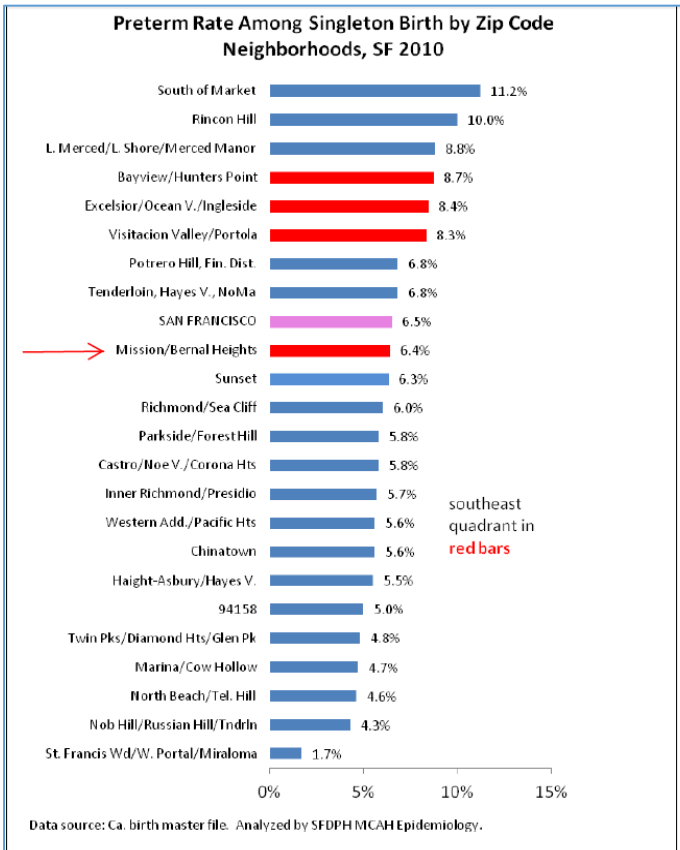


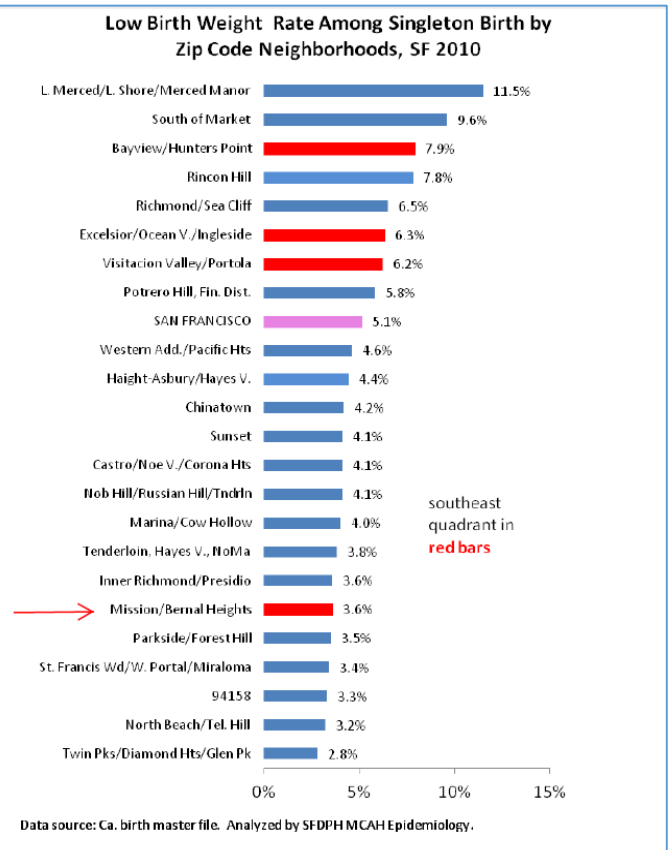


| | |
|---|---|
| 3 of 4 southeast neighborhoods have rates of prematurity above the San Francisco average. Mission/Bernal Heights is just below county average. | 3 of 4 southeast neighborhoods have rates of low birth weights above the county average. Residents in the Mission District, with nearby medical center access, have below the county average of low birth rate. |

**San Francisco General Hospital plays a large role in health services delivery in the Mission**

Residents of the Mission frequent San Francisco General Hospital (SFGH) more than any other hospital in San Francisco. DPH provides primary care to Mission residents not only at its hospital-based outpatient clinics - Family Health Center, General Medicine Clinic, Children's Health Center, Positive Health Program (for HIV positive patients) and Women's Health Center – but also at its community-based sites – Potrero Hill Health Center and Castro Mission Health Center. SFGH is also the managed care hospital partner for two community primary care health centers located in the Mission – Mission Neighborhood Health Center, which sees the most patients of any primary care health center in the Mission, and the Native American Health Center. In addition, DPH provides behavioral health services in (or in close proximity to) the Mission at ten neighborhood sites, including the Mission Family Center and Mission Mental Health Services. Attachments A and B of this memorandum provide more information about DPH primary care and behavioral health sites in the Mission area.

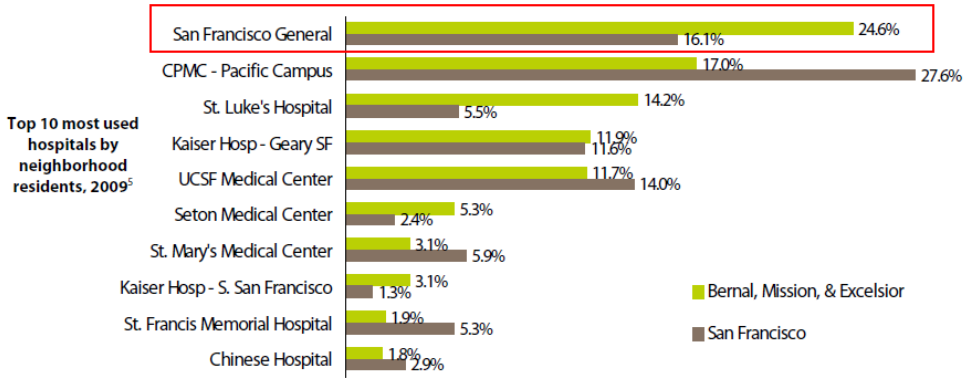


| Primary care health centers located in 94110, 94112 (2009)[5] | # Patients Seen | # Services Provided | % Public Ins. (not incl. co indigent) | % County Indigent | % Free | % Private Ins./Cash |
|---|---|---|---|---|---|---|
| Mission Neighborhood Health Center | 10,717 | 38,822 | 64.5% | 7.1% | 20.3% | 8.1% |
| St. Luke's Healthcare Center - Women's Health | 7,500 | 24,565 | 35.0% | 0% | 0% | 65.3% |
| SF Community College Student Health Services | 6,483 | 21,704 | 0% | 0% | 4.4% | 95.6% |
| St. Luke's Healthcare Center - Pediatric Clinic | 3,898 | 11,410 | 7.7% | 0% | 0% | 92.3% |
| Native American Health Center | 3,719 | 12,657 | 42.9% | 0.1% | 0% | 57.0% |
| St. Luke's Healthcare Center - Adult Medicine | 2.905 | 10,034 | 26.5% | 0% | 0% | 73.4% |
| Chinese Hospital Excelsior Health Services | 2,561 | 5,596 | 54.7% | 0% | 0.4% | 44.9% |
| Mission Neighborhood Health Center – Excels. | 1,954 | 7,106 | 47.5% | 4.4% | 23.5% | 24.6% |
| Instituto Familiar de la Raza | 346 | 6,244 | 30.0% | 0% | 0.9% | 69.1% |
| On Lok Sr. Health Services - Mission Center | 61 | 4,100 | 0% | 0% | 0% | 100.0% |

Source – SFDPH Healthcare Services Master Plan 2013 – Your Neighborhood at a Glance: Bernal Heights, Mission, Excelsior, OMI.

# SFDPH Service Sites in the Mission Area[7]

**SFDPH Primary Care Sites and Affiliated Partners**

**SFDPH Behavioral Health Sites and Affiliated Partners**

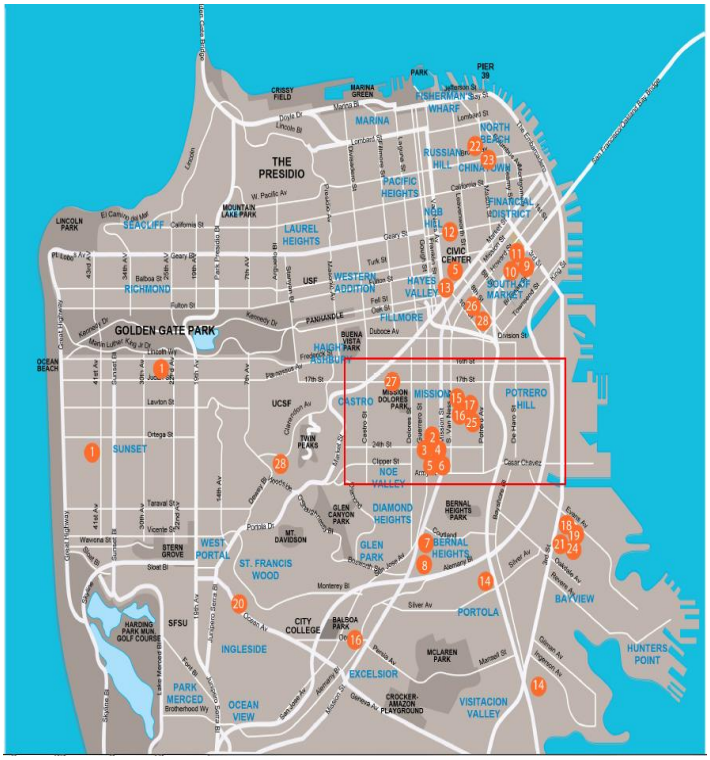


7, 8, 9, 10, 11 – SFGH
Family Health Center
General Medicine Clinic
Children's Health Center
Positive Health Program
Women's Health Center

12 – Potrero Hill Health Center

19 – Castro Mission Health Center

MNHC Mission Neighborhood Health Center

NATIVE AMERICAN HEALTH CENTER

[7] *See* attached lists of DPH service sites for more information. Maps and information gathered from SFDPH 2013-2014 Annual Report, available on the DPH website, at https://www.sfdph.org/dph/comupg/aboutdph/insideDept/OPP/docsreports.asp.

**Development at SFGH, St. Luke's Campus and in Mission Bay may boost and enhance services for Mission residents**

Recent investment and development in the healthcare infrastructure in areas surrounding the Mission bring new and improved health care resources.

DPH is preparing to open a new San Francisco General Hospital acute care and trauma building site at its Potrero Hill location. This new hospital will include two additional trauma rooms, three additional operating rooms, and double the size of the emergency department. In addition, 90 percent of the patient rooms in the new hospital will be private, further enhancing patient experience.

Sutter's St. Luke's Hospital is in the process of replacing its existing hospital with a new, seven-story, 120-bed acute-care hospital and medical office building. The new hospital, which is scheduled to open in 2020, will house two centers of excellence in senior care and community health.

Finally, a new University of California, San Francisco (UCSF) hospital complex serving children, women and cancer patients opened in early 2015. Patient experience was the driving force behind the new hospital complex's design, and it features state-of-the-art technological and medical advancements.[8]

UCSF Medical Center at Mission Bay

CPMC 2020

**Sutter's St. Luke's Hospital**

**SFGH Rebuild**
**Brand-new Emergency Room and Trauma Center**

- Nine Stories
- 2 new trauma rooms
- 3 new operating rooms
- ED to double in size
- 90% private patient rooms

Children's Hospital
Women's Hospital
Cancer Hospital
Outpatient Services

**New Hospital**

- Seven Stories
- 215,000 sq. ft.
- 120 beds
- Centers of Excellence: senior care and community health

[8] For information on all three projects, *see* the following websites: SFGH - https://www.sfdph.org/dph/rebuildSFGH/; UCSF - http://www.ucsfmissionbayhospitals.org/; CPMC – St. Luke's Campus - http://www.sf-planning.org/index.aspx?page=3490.

## Economic Stability

**Economic stability is a major concern for Mission residents and DPH is involved in Mayoral initiative to address poverty in San Francisco**

As Mayor Lee noted in his 2015 State of the City address, economic stability is a major concern for many San Francisco residents. In the Mission, this concern is reflected in the available data. With respect to median household income, the Mission neighborhood falls below the San Francisco average. The Department of Public Health is currently collaborating with the Mayor's office to address levels of poverty in the city through Project 500—an initiative aimed at aiding 500 of the most vulnerable families in lifting themselves out of poverty.

Median Household Income – San Francisco

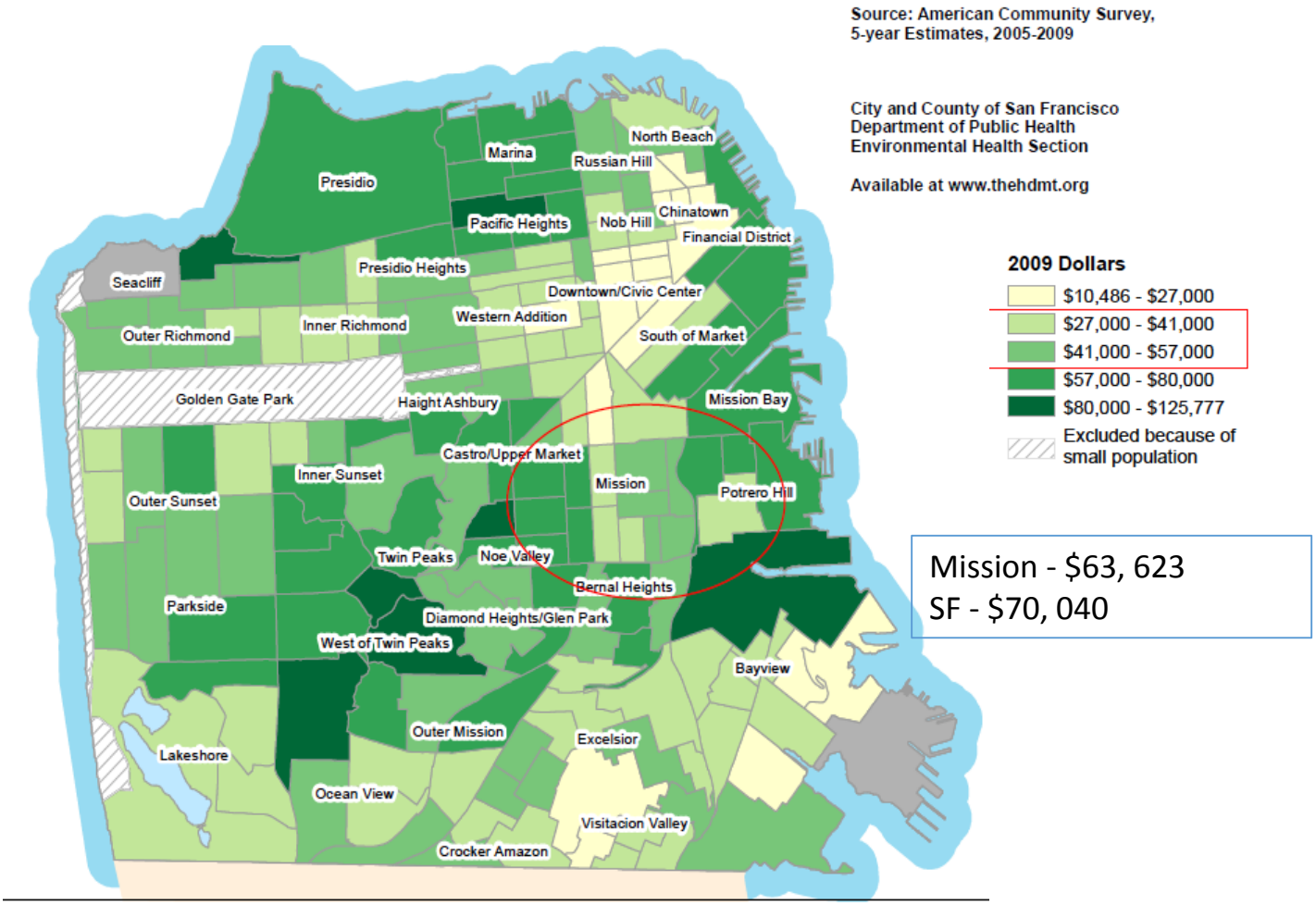

## Education

**While the Mission neighborhood falls slightly below the citywide average for education attainment, the Mission Promise Neighborhoods community initiative, in partnership with DPH, aims to address the problem**

Education can affect health status in a variety of ways. It has an impact on economic mobility (and hence accessibility of health services), as well as knowledge about positive health behaviors. The Mission falls slightly below the Citywide average proportion of residents with a high school education or more (85.1% compared to a Citywide average of 86.3%).[9] Mission Promise Neighborhoods (MPN), an initiative in which DPH staff serve as advisors, aims to tackle remaining educational gaps. Initiated in 2012, MPN is a $30 million, 5-year initiative that uses a place-based model and evidence-based strategies to propel children and families towards financial and educational success, such as encouraging parents to discuss college with their children and providing family financial coaches. Among other foci, MPN initiatives also aim to increase physical activity and healthy eating in schools.[10]

The Mission neighborhood of San Francisco is a dynamic and vibrant community, and the San Francisco Department of Public Health is committed to collaborating with the community to build upon its unique strengths to overcome health disparities and inequities.

[9] American Community Survey, 2013.
[10] *See* Mission Promise Neighborhoods website, at http://missionpromise.org/.

## Attachment A – SFDPH Primary Care Health Service Sites and Affiliated Partners in the Mission Area

| SFDPH Division | Program Name (and map reference) | Street Address | Service(s) Provided |
|---|---|---|---|
| SFGH | Family Health Center - #7 | San Francisco General Hospital, 995 Potrero Ave, Building 80, 1st and 5th floors | **Primary care for children, adolescents, adults, elderly and homebound patients**<br><br>Services include:<br>-continuity and urgent care for all ages<br>-family planning<br>-HIV family clinic<br>-well child care<br>-mental health services<br>-social services<br>-substance abuse counseling<br>-special programs: teen clinic, pediatric oral health screening clinic for children < 5 years |
| SFGH | General Medicine Clinic - #8 | San Francisco General Hospital, 1001 Potrero Ave, Main Building 5, 1st floor, 1M | **Comprehensive primary care for patients >18 years of age** |
| SFGH | Children's Health Center - #9 | San Francisco General Hospital, 1001 Potrero Ave, Main Building 5, 6th floor, 6M | **Comprehensive primary and urgent pediatric care for children from birth to 21 years of age.**<br><br>Services include:<br>-newborn clinic<br>-childhood and adolescent vaccination clinic<br>-phlebotomy<br>-social work and counseling<br>-mental health support |

| SFDPH Division | Program Name (and map reference) | Street Address | Service(s) Provided |
|---|---|---|---|
| | | | -special service: Teen and Young Adult Health Center (ages 18-24) |
| SFGH | Positive Health Program - #10 | San Francisco General Hospital, 995 Potrero Avenue, Building 80, 6th floor, Ward 86 | **Primary and specialized care for SFGH/CHN HIV-infected patients** |
| SFGH | Women's Health Center - #11 | San Francisco General Hospital, Building 5, 5th Floor, 5M | **OB-GYN care for women of adolescent to geriatric age**<br><br>Services include:<br>-prenatal care<br>-gynecology<br>-obstetrical services<br>-pregnancy testing<br>-STD screening and treatment<br>-abortion services<br>-special program: teen pregnancy clinic |
| SFDPH Community Clinic | Potrero Hill Health Center - #12 | 1050 Wisconsin St, San Francisco, California 94107 | **General primary care services** |
| SFDPH Community Clinic | Castro Mission Health Center - #19 | 3850 17th St., San Francisco, CA 94114 | **General primary care services** |
| SFGH Affiliated Partner | Mission Neighborhood Health Center | 240 Shotwell Street, San Francisco, CA 94110 | **Health services for the medically underserved with a focus on Latino and Spanish-speaking populations.**<br><br>Services include:<br>-pediatric medicine<br>-family planning and reproductive health<br>-prenatal care<br>-health education and nutrition<br>-pharmacy |

| SFDPH Division | Program Name (and map reference) | Street Address | Service(s) Provided |
|---|---|---|---|
| SFGH Affiliated Partner | Mission Neighborhood Health Center – Excelsior | 4434 Mission Street, San Francisco, CA 94112 | **Midwifery Care** |
| SFGH Affiliated Partner | Native American Health Center | 160 Capp Street, San Francisco, CA 94110 | **Health services with a focus on Native American and Mission district communities.**<br><br>Services include:<br>-pediatrics<br>-dental<br>-HIV care and counseling<br>-Smoking prevention and cessation services |

## Attachment B - SFDPH Behavioral Health Service Sites and Affiliated Partners in the Mission Area

| Program Name | Street Address |
|---|---|
| Castro Mission Health Center - #27 | 3850 17th St., San Francisco, CA 94114 |
| Mission Mental Health Services - #2 | 2712 Mission Street, San Francisco, CA 94110 |
| African American Alternatives - #3 | |
| Mission ACT - #4 | |
| SF Homeless Outreach Team (HOT) - #5 | |
| Public Health Nurses - #6 | |
| Mission Family Center - # 17 | 759 S. Van Ness, San Francisco, CA 94110 |
| Educationally Related Mental Health Services - #25 | |
| Transitional Aged Youth - #16 | 755 S. Van Ness, San Francisco, CA 94110 |
| Adult Behavioral Services - #15 | |